

Mot. Seq. 001, \_\_\_\_


# EXHIBIT L



Updated Oct. 10, 2025, 5:01 p.m. EDT

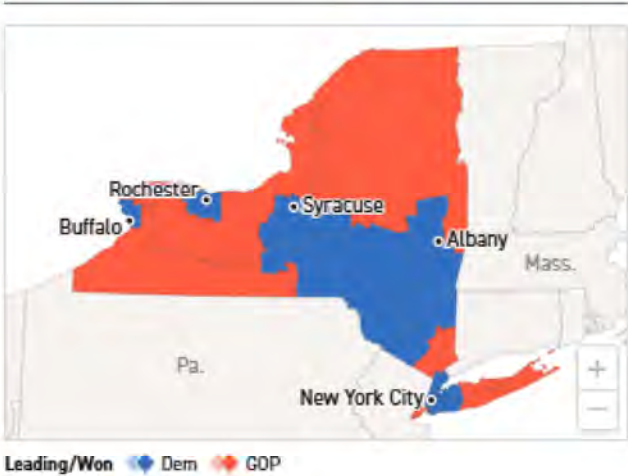
2024 ELECTION RESULTS +

# New York House election results



Updated Oct. 10, 2025, 5:01 p.m. EDT

LIVE RESULTS



Updated Oct. 10, 2025, 5:01 p.m. EDT

LIVE RESULTS

## New York's 1st district GOP held

	Votes	Pct.
✓ <b>Nicholas LaLota*</b> (R)	<b>217,461</b>	<b>55.7%</b>
✦ John Avlon (D)	172,700	44.3
* Incumbent		95.2% of expected vote in

## New York's 2nd district GOP held

	Votes	Pct.
✓ <b>Andrew Garbarino*</b> (R)	<b>197,838</b>	<b>60.2%</b>
✦ Rob Lubin (D)	130,907	39.8
* Incumbent		97% of expected vote in

## New York's 3rd district Dems held

	Votes	Pct.
✓ <b>Thomas Suozzi*</b> (D)	<b>186,426</b>	<b>51.7%</b>
✦ Michael LiPetri (R)	173,897	48.3
* Incumbent		99% of expected vote in

## New York's 4th district Flip

	Votes	Pct.
✓ <b>Laura Gillen</b> (D)	<b>191,037</b>	<b>51.2%</b>
✦ Anthony D'Esposito* (R)	182,424	48.8
* Incumbent		99% of expected vote in

## New York's 5th district Dems held

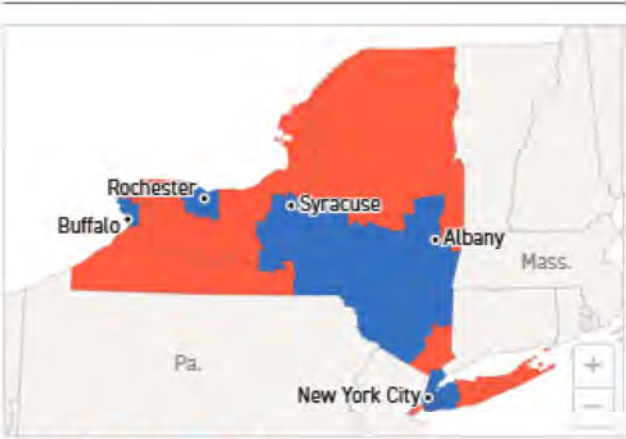
	Votes	Pct.
✓ <b>Gregory Meeks*</b> (D)	<b>168,425</b>	<b>72.9%</b>
✦ Paul King (R)	62,529	27.1
* Incumbent		99% of expected vote in

NYSCEF DOC. NO. 111

RECEIVED NYSCEF: 12/08/2025

Updated Oct. 10, 2025, 5:01 p.m. EDT

LIVE RESULTS



New York's 6th district

Dems held

	Votes	Pct.
✓ Grace Meng* (D)	120,205	60.7%
◊ Thomas Zmich (R)	74,559	37.6
◊ Joseph Chou (Oth.)	3,272	1.7
* Incumbent	99% of expected vote in	

New York's 7th district

Dems held

	Votes	Pct.
✓ Nydia Velazquez* (D)	172,795	78.1%
◊ Bill Kregler (R)	48,435	21.9
* Incumbent	99% of expected vote in	

New York's 8th district

Dems held

	Votes	Pct.
✓ Hakeem Jeffries* (D)	168,036	75.4%
◊ John Delaney (R)	54,863	24.6
* Incumbent	99% of expected vote in	

New York's 9th district

Dems held

	Votes	Pct.
✓ Yvette Clarke* (D)	173,207	74.3%
◊ Menachem Raitport (R)	60,064	25.7
* Incumbent	99% of expected vote in	

New York's 10th district

Dems held

	Votes	Pct.
✓ Daniel Goldman* (D)	206,206	82.3%
◊ Alexander Dodenhoff (R)	37,537	15.0
◊ Paul Briscoe (Oth.)	6,747	2.7
* Incumbent	99% of expected vote in	

New York's 11th district

GOP held

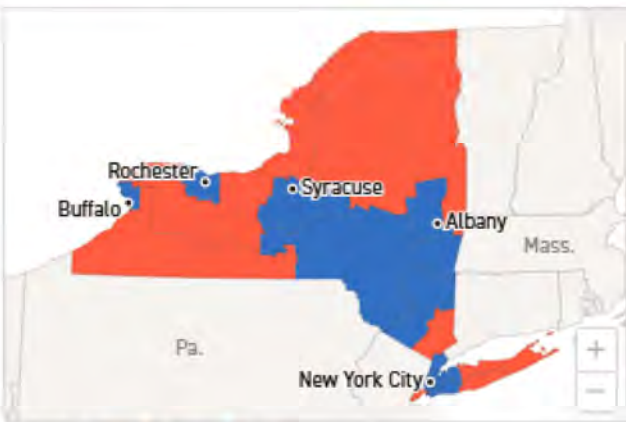
	Votes	Pct.
✓ Nicole Malliotakis* (R)	167,099	64.1%
◊ Andrea Morse (D)	93,586	35.9
* Incumbent	99% of expected vote in	

New York's 12th district

Dems held

	Votes	Pct.
✓ Jerrold Nadler* (D)	260,165	80.5%
◊ Michael Zumbluskas (R)	62,989	19.5
* Incumbent	99% of expected vote in	

LIVE RESULTS



Leading/Won Dem GOP

New York's 13th district

Dems held

	Votes	Pct.
✓ Adriano Espaillat* (D)	181,800	83.5%
✗ Ruben Vargas (R)	35,822	16.5
* Incumbent		99% of expected vote in

ADVERTISEMENT

New York's 14th district

Dems held

	Votes	Pct.
✓ Alexandria Ocasio-Cortez* (D)	132,714	69.2%
✗ Tina Forte (R)	59,078	30.8
* Incumbent		99% of expected vote in

New York's 15th district

Dems held

	Votes	Pct.
✓ Ritchie Torres* (D)	130,392	76.5%
✗ Gonzalo Duran (R)	36,010	21.1
✗ Jose Vega (Oth.)	4,086	2.4
* Incumbent		99% of expected vote in

New York's 16th district

Dems held

	Votes	Pct.
✓ George Latimer (D)	217,361	71.6%
✗ Miriam Flisser (R)	86,302	28.4
		99% of expected vote in

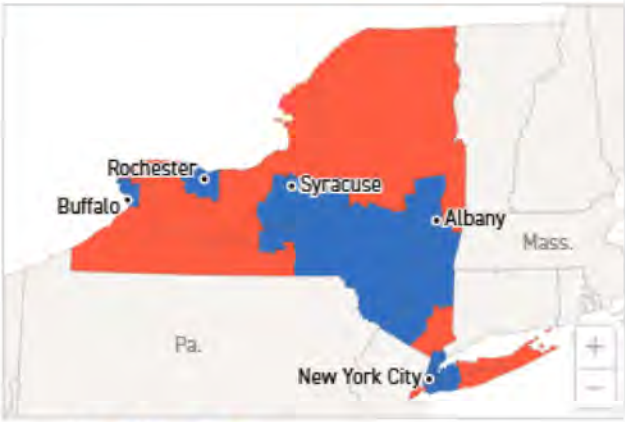
New York's 17th district

GOP held

	Votes	Pct.
✓ Mike Lawler* (R)	197,674	52.1%
✗ Mondaire Jones (D)	173,861	45.9
✗ Anthony Frascone (Oth.)	7,526	2.0
* Incumbent		99% of expected vote in



LIVE RESULTS



New York's 18th district

Dems held

	Votes	Pct.
✓ Pat Ryan* (D)	206,826	57.2%
• Alison Esposito (R)	155,000	42.8

\* Incumbent 99% of expected vote in

New York's 19th district

• Flip

	Votes	Pct.
✓ Josh Riley (D)	190,937	51.1%
• Marcus Molinaro* (R)	182,940	48.9

\* Incumbent 99% of expected vote in

New York's 20th district

Dems held

	Votes	Pct.
✓ Paul Tonko* (D)	221,916	61.2%
• Kevin Waltz (R)	140,820	38.8

\* Incumbent 99% of expected vote in

New York's 21st district

GOP held

	Votes	Pct.
✓ Elise Stefanik* (R)	214,930	62.2%
• Paula Collins (D)	130,617	37.8

\* Incumbent 99% of expected vote in

NYSCEF DOC. NO. 111

RECEIVED NYSCEF: 12/08/2025

Updated Oct. 10, 2025, 5:01 p.m. EDT

LIVE RESULTS



Leading/Won Dem GOP

New York's 22nd district

Flip

	Votes	Pct.
✓ John Mannion (D)	193,400	54.5%
✗ Brandon Williams* (R)	161,362	45.5%
* Incumbent		99% of expected vote in

New York's 23rd district

GOP held

	Votes	Pct.
✓ Nicholas Langworthy* (R)	243,894	65.8%
✗ Thomas Carle (D)	126,613	34.2%
* Incumbent		98.5% of expected vote in

New York's 24th district

GOP held

	Votes	Pct.
✓ Claudia Tenney* (R)	232,841	65.7%
✗ David Wagenhauser (D)	121,528	34.3%
* Incumbent		98.7% of expected vote in

New York's 25th district

Dems held

	Votes	Pct.
✓ Joseph Morelle* (D)	217,906	60.7%
✗ Gregg Sadwick (R)	140,947	39.3%
* Incumbent		99% of expected vote in

New York's 26th district

Dems held

	Votes	Pct.
✓ Timothy Kennedy* (D)	203,954	65.1%
✗ Anthony Marecki (R)	109,287	34.9%
* Incumbent		97.6% of expected vote in